


Limepor NHL 3,5

ST6-0221



Natural hydraulic lime to be mixed with aggregates. Suitable for plasters and masonry works (break-fill and joints filling).

DESCRIPTION

Limepor NHL 3.5 is an NHL-3.5 hazel brown binder which can be easily coloured on site. The preparation of this product includes cooking at low temperatures in accordance with traditional techniques.

In contact with water, the hydraulic lime reacts to form hydrated products that are extremely insoluble and very stable in terms of the chemical base.

The product, CE marked, is certified according to EN 459. Certificate reference: 009/CPD/A46/0003.

ADVANTAGES

- The high quality of the product allow you to get mortars with no efflorescences.
- Low content of water-soluble salts.
- Chemical compatibility with traditional materials of historic buildings.




USES

Mixed with local sand of proper colour and granulometry, **Limepor NHL 3.5** is ideal to obtain mortars suitable for break-fill work and to point terracotta facades or exposed stone surfaces.

WORKS

- Internal and external plasters with binder mixed with sand ([SA47](#)).
- Renovation of masonry with break-fill system ([SA52](#)).
- Pointing of cotto tiled and exposed stones with binder mixed with sand ([SA71](#)).

APPLICATION

	Manual application		Normal curing time: 60 mins
	Mechanical device application		

Limepor NHL 3.5 should be mixed on site with drinking water and washed inert materials of a suitable granulometry and colour; dosage goes from 350 to 400 kg/m³ depending on the application.

The minimum amount of mixing water possible must be added, depending on the humidity of the inert materials: excess water will impair the final performance of the product. We recommend you put 3/4 of the water required in the mixer, then gradually add the remaining amount until the right consistency forms. Mix carefully to form a smooth mixture. Surfaces to be treated should be compact, cleaned thoroughly with a highpressure washer and damped to saturation point without leaving any excess water.

Apply with normal manual or mechanical tools. Do not remix by adding water to the product when it has already started to set. It must be applied to clean, dust-free surfaces with no loose parts or traces of paint, grease or any other material that may impair the quality of the bond.

CONSUMPTION

350-400 Kg/mc of mortar

PACKAGING

25 Kg bags.

STORAGE

Protect from humidity. Store in a dry, sheltered place. Stored in these conditions and in unopened containers, the product remains stable for 12 months.

Characteristics	Value
Appearance	Powder
Colour	Hazel
Classification	NHL 3,5
Apparent volumetric mass EN 459-2	0,7 g/cm ³
Application temperature	+2 - +35 °C
pH in water dispersion	11,5 - 12,
Stability EN 459-2	< 0,50 mm

Characteristics	Limit value for limes NHL 3,5 according to EN 459- 1
Compressive strength	>= 3,5 - <= 10
Curing time	Start > 1 h End <= 30 h
Air content	<= 5%
SO ₃	<= 2%
Loose lime	>= 25%
Stability	<= 2 mm
Residual mass @ 0,09 mm	<= 15
Residual mass @ 0,2 mm	<= 2
Penetration	> 10 - < 50

WARNING

Product for professional use.

The use of natural raw materials may result in natural color variations from one production lot to another.

If the product is not covered, use only material from the same batch of production and organize the installation in continuity or, if not possible, apply the product for environments cuts in correspondence with string courses, edges, etc..

Use the lower quantity of water.

Before using, check bags have not been damaged, and do not use the product if there are any lumps.

Use the entire content once the bag has been opened.

Do not apply **Limepor NHL 3.5** to surfaces with loose, flaky parts: contact our technical support service for assistance. Do not apply at temperatures under +2 °C, to surfaces in direct sunlight, when it is about to rain, or on windy or misty days.

The manufacturer shall not be liable for any damage to the equipment resulting from an improper use of the material.

Use ready-mixed products in Limepor or Tectoria ranges to make renders, finishing products and screeds.

For further information and advice on safe handling, storage and disposal of chemical products, the user must refer to the most recent Safety Data Sheet, containing physical, ecological, toxicological and other data related to safety. All technical data shown in this Technical Data Sheet are based on laboratory tests. Actual measurement data may vary due to circumstances beyond our control. The information and requirements indicated in this Technical Data Sheet are based on our current knowledge

and experience and are to be considered, in any case, purely indicative. They cannot guarantee the final result of the applied product and they have to be confirmed by exhaustive practical applications; therefore the user must test the suitability of the product for the intended application and its purpose. Users must always refer to the latest version of the local technical data sheet related to the product.

TECHNICAL SPECIFICATIONS

SK47 - Internal and external plasters with binder mixed with sand

SK52 -Renovation of masonry with break-fill system

SK71 -Repointing work of cotto tiled and exposed stones with binder mixed with sand

(**SK47**) Cleaning of the surfaces to be treated, removing dust, detached parts, old plasters, old varnishing and any substance that can affect the adhesion of the new product. Wet the cleaned surface until SSD conditions are achieved. Apply the required coat of mortar for plasters mixing on site adequate clean aggregates with 350-400/kg/m³ of binder mix Limepor NHL-3,5 produced by Kimia S.p.A. or similar product

(**SK52**) Start with shoring both the surfaces of the wall to be renovate. Remove the damaged portions of the wall, including stone or brick elements and mortar. Reconstruction of removed parts using stone or brick elements and mortar to be mixed on site. All the new elements will be put under load by using wood wedges. The mortar will result from mixing adequate clean aggregates with binder mix Limepor NHL-3,5 by Kimia S.p.A. or similar product. Once the curing time of the mortar ended it is possible to remove the above-mentioned wedges and fill the correlated space with stone or bricks elements properly shaped.

(**SK71**) Removal of detached mortar parts from joint, cleaning from dust and any substances that can affect the adhesion on the existing support. Apply by hand the required thickness of mortar obtained on site mixing the binder mix Limepor NHL-3,5 by Kimia S.p.A. or similar product with clean and adequate aggregates.

The product, to be mixed with adequate aggregates, with a low water-soluble salt content and very compatible with old materials used in existing masonry structures, will be prepared strictly following information included in TDS issued by the Producer: In particular:

- Compressive strength : ≥ 3,5 Mpa - ≤ 10 Mpa;
- Curing time: Start > 1h; End ≤ 30 h
- Air content: ≤ 5%
- SO₃: ≤ 2%
- Loose lime: ≥ 25%
- Stability: ≤ 2 mm
- Residual mass @ 0,09 mm: ≤ 15
- Residual mass @ 0,2 mm: ≤ 2
- Penetration: >10 - < 50

The product will be CE marked according EN 459 009/CPD/A46/0003.