

## Aderflex

ST10-0221



*High-performance cementitious adhesive for ceramic tiles*



### DESCRIPTION

**Aderflex** is a grey or white powder adhesive for ceramic tiles. The product contains no chlorides, ferrous particles or other materials which could be toxic for users or damage equipment it comes into contact with.





It is CE marked as C2TE adhesive according to EN 12004 (cementitious adhesive, improved adhesion, no vertical sliding and extended open time).

### USES

**Aderflex** is used to bond ceramic, marble, terracotta, porcelain stoneware, clinker and homogeneous tiles to cement-based plaster and render coats/screeds in internal and external applications, as well as to gypsum and scagliola plaster coats, heated screeds and substrates waterproofed with Betonfix 300 or Kimicover line products. Not to be used on ferrous structures, bituminous coatings or flooring subject to chemical attack.

When laying on reinforced concrete structures, in case of external applications, use the **Aderflex KR** or the **Aderflex RP**.

### APPLICATION

	Manual application		Wall joints: 4-8 h Floor joints: > 24 h Ready for traffic 24 h
	Mixing water: 7- 7,25 lt/ 25Kg		
	Max thickness per coat: 1-1,5 cm		

Concrete substrates have to cure at least 28 days and chalk plasters must not have a moisture content exceeding 10%. **Aderflex** should be applied to solid, well-anchored compact substrates free of dust, grease, wax, old flaking coats of paint, or any other material which could impair the quality of the bond. Treat substrates with one coat of **Kimitech ACR** in case of: gypsum or scagliola plaster/render coats, flaking substrates, when laying at very high ambient temperatures (more than 30°C), and on highly absorbent substrates.

Scrape or sandblast the surface to remove any previous paint or adhesive coats.

When preparing the product, add the amount of clean water shown in the table then mix carefully with a low-rev mechanical stirring device (200-300 RPM) until the mixture is even and smooth.

Let the mixture rest for 5 minutes, then mix again quickly before applying.

Apply the product using a toothed spreader of a proper size being careful to spread a thin, even layer with the smooth side of the spreader first then go back over it with the toothed side.

In external applications and when laying large-format or interlocking tiles, two layers of the product are required, i.e. apply to the substrate and to the tile back. The tile should be laid in position when the adhesive is still wet, and never when a surface film has already formed.

Do not apply the product at temperatures below + 2°C or to surfaces in direct sunlight. The area to be treated should be

protected from water washout for the first 24 hours. If the flooring must be put back into use quickly, use **Aderflex RP** adhesive for fast grouting and smoothing. Do not remix by adding water to the product when it has already started to set.

## CONSUMPTION

From 3 to 6 kg/m<sup>2</sup> depending on the substrate and type of tile to be bonded

## PACKAGING

Sac. da 25 Kg.

## STORAGE

Protect from humidity.

Stored in a dry, sheltered place in these conditions and in unopened containers, it remains stable for 12 months.

Characteristics	Value
Appearance	Powder
Colour	white o grey
Mixture durability [h]	6-8 h
Open time (EN 1346) [min]	> 30 mins
Adjustability time [min]	45 mins
Wall grouting	After 4 – 8 hours
Floor grouting [h]	> 24 h
Set to light pedestrian traffic	> 24 h
Ready to use	14 days
Hardening (Vicat) [h]	start: 5,5 end: 7,5
pH in water dispersion	12 ± 0,5
Complete hardening [weeks]	3
Toxicity	non-toxic
Vertical sliding	Absent
Application temperature [°C]	+2 ~ +38 °C
Compressive strenght 28 days EN 1015-11 (white) [MPa]	> 14
Compressive strenght 28 days EN 1015-11 (grey) [MPa]	> 15
Flexural strenght a 28 days EN 1015-11 (white) [MPa]	> 8
Flexural strenght a 28 days EN 1015-11 (grey) [MPa]	> 8

Datas in compliance to the EN 12004 (CE marking)	Requirements
Open time: tensile adhesion strength after 20 min EN 1348 [MPa]	> 0,5
Open time: tensile adhesion strength after 30 min EN 1348 [MPa]	> 0,5
Initial tensile adhesion strength after 28 days EN 1348 [MPa]	> 1*
tensile adhesion strength UNI EN 1348 [MPa]	> 1
tensile adhesion strength after heat ageing EN 1348 [MPa]	> 1
ensile adhesion strength after freeze/thaw cycles EN 1348 [MPa]	> 1
Vertical movement EN 1308	< 0,5 mm

\*The typical value tested in our Laboratory of Quality Assurance is equal to 2,4 Mpa.

## WARNING

Product intended for professional use.

The use of natural raw materials may result in natural color variations from one production lot to another, this does not affect product technical performances.

Do not remix with water any product that has already started to set. Dust-forming or highly absorbent tiles should be dipped in clean water before laying.

Before using, check bags have not been damaged, and do not use the product if there are lumps. For laying porcellain stoneware tiles or klinker tiles, for both, use Aderflex.

Do not use **Aderflex** for thicknesses greater than 6 mm nor when overlaying tiles.

When laying on old ceramic tile floors, **Aderflex** mixed with **Kimitech ELASTOFIX** is very slow to harden (at least 3-4 days); if the structure needs to be used quickly it is better to use **Aderflex RP**.

The equipment used to prepare and lay the adhesives must be washed with water before hardening.

For further information and advice on safe handling, storage and disposal of chemical products, the user must refer to the most recent Safety Data Sheet, containing physical, ecological, toxicological and other data related to safety. All technical data shown in this Technical Data Sheet are based on laboratory tests. Actual measurement data may vary due to circumstances beyond our control.

The information and requirements indicated in this Technical Data Sheet are based on our current knowledge and experience and are to be considered, in any case, purely indicative. They cannot guarantee the final result of the applied product and they have to be confirmed by exhaustive practical applications; therefore the user must test the suitability of the product for the intended application and its purpose. Users must always refer to the latest version of the local technical data sheet related to the product.