


## Aderflex DK

ST9-0319



*High-performance cementitious adhesive for ceramic tiles*



### DESCRIPTION

**Aderflex DK** is a grey or white powder adhesive for ceramic tiles, based on hydraulic binders combined with selected inert materials of suitable granulometry and specific additives, without chlorides, ferrous particles or other materials which could be toxic for users or damage the equipment it comes into contact with. It is CE-marked as C1E adhesive according to EN 12004 (cementitious adhesive with normal adhesion and expanded open time).





### USES

It is used for the bonding of tiles in marble, terracotta, stoneware, clinker, porcelain stoneware on substrates such as plasters and cement screeds after the application of **Kimitech ACR**.

When laying on reinforced concrete structures, in external applications, mix **Aderflex DK** with **Kimitech ELASTOFIX** instead of water.

Do not use on ferrous structures, previously glazed flooring, bituminous products or flooring subject to chemical attack

### APPLICATION

	Manual application		Wall joints: 4-8 h Floor joints: > 24 h Ready for traffic 24 h
	Mixing water: 7- 7,25 lt/ 25Kg		
	Max thickness per coat: 6 mm for horizontal application 6 mm for vertical application		

Apply to cement-based substrates cured for at least 28 days. **Aderflex DK** should be applied to solid, well-anchored compact substrates free of dust, grease, wax, old flaking coats of paint, or any other material which could impair the quality of the bond.

Concrete substrates have to cure at least 28 days and

chalk plasters must not have a moisture content exceeding 10%.

Treat substrates with a coat of **Kimitech ACR** in case of: gypsum or scagliola plaster/render coats, flaking substrates, when laying at very high ambient temperatures (more than 30°C), and on highly absorbent substrates.

Scrape or sandblast the surface to remove any previous paint or adhesive coats.

When preparing the product, add the amount of clean water shown in the table then mix carefully with a low-rev mechanical stirring device (200-300 RPM) until the mixture is even and smooth.

Let the mixture rest for 5 minutes, then mix again quickly before applying.

Apply the product using a toothed spreader of a proper size being careful to spread a thin, even layer with the smooth side of the spreader first then go back over it with the toothed side.

**Aderflex DK** should only be applied on the substrate.

In external applications and when laying large-format or interlocking tiles, two layers of the product are required, lay the product mixed with **Kimitech ELASTOFIX** (totally replacing water), apply to the substrate and to the tile back. The tile should be laid in position when the adhesive is still wet, and never when a surface film has already been formed.

Do not apply the product at temperatures below + 2°C or to surfaces in direct sunlight. The area to be treated should be protected from water washout for the first 24 hours. If the flooring must be put back into use quickly, use **Aderflex RP** adhesive for fast grouting and smoothing.

### CONSUMPTION

From 3 to 6 kg/m<sup>2</sup> depending on the substrate and type of tile to be bonded

### PACKAGING

Bag 25 Kg.

Pallet 60x25 – 1500 Kg.

## STORAGE

Protect from humidity.

Stored in a dry, sheltered place in these conditions and in unopened containers, **Aderflex DK** remains stable for 12 months.

Characteristics	Value
Appearance	Powder
Colour	White or grey
Workability time (20 °C) [min]	40 mins
Mixture durability [h]	6-8 h
Open time (EN 1346) [min]	> 30 mins
Adjustability time [min]	45 mins
Wall joints	After 4 – 8 h
Floor joints [h]	> 24 h
Set to light foot traffic [h]	> 24 h
Ready for use [days]	14 days
pH in water dispersion	12 ± 0,5
Complete hardening [weeks]	3
Water resistance	Good
Toxicity	Non-toxic
Vertical sliding	Absent
Application temperature [°C]	+2 ~ +38 °C
Frost resistance	Good
Fire reaction	Unflammable
Ageing resistance	Excellent

Datas in compliance to the UNI EN 12004 (CE marking)	Requirements
Open time: tensile adhesion strength after 20 min UNI EN 1348 [MPa]	> 0,5
Open time: tensile adhesion strength after 30 min UNI EN 1348 [MPa]	> 0,5
Initial tensile adhesion strength after 28 days UNI EN 1348 [MPa]	> 0,5*
tensile adhesion strength UNI EN 1348 [MPa]	> 0,5
tensile adhesion strength after heat ageing UNI EN 1348 [MPa]	> 0,5
tensile adhesion strength after freeze/thaw cycles UNI EN 1348 [MPa]	> 0,5

\* The typical value tested in our Laboratory of Quality Insurance is 1,5 Mpa.

## WARNING

Product intended for professional use.

The use of natural raw materials may result in natural color variations from one production lot to another, this does not affect product technical performances.

Do not remix with water any product that has already started to set. Dust-forming or highly absorbent tiles should be dipped in clean water before laying. Before using, check bags have not been damaged, and do not use the product if there are lumps. For laying porcelain stoneware tiles or klinker tiles, for both, use **Aderflex**. Do not use **Aderflex DK** for thicknesses greater than 6 mm nor when overlaying tiles.

When laying on old ceramic tile floors, **Aderflex DK** mixed with **Kimitech ELASTOFIX** is very slow to harden (at least 3-4 days); if the structure needs to be used quickly it is better to use **Aderflex RP**.

The equipment used to prepare and lay the adhesives must be washed with water before hardening.

The technical specifications and application methods recommended here are based on our current knowledge and experience and do not represent any form of guarantee of the final results obtainable with the product.

It is the customer's responsibility to check that this data sheet is still effective and it has not been replaced by a more updated version, and that the product is suitable for the intended use.