



Aderflex KR

ST10-0221

High performance cementitious adhesive with good deformability for ceramic tiles



DESCRIPTION

Aderflex KR is a grey or white powder adhesive for ceramic tiles. It contains no chlorides, ferrous particles or other materials which could be toxic for users or damage the equipment it comes into contact with.

It is CE marked as C2TE-S1 adhesive according to EN 12004 (improved cementitious adhesive with extended open time and no vertical sliding).





ADVANTAGES

- It can also be applied on old wooden or glazed flooring, concrete structures and in case of external applications

USES

Aderflex KR is used to bond non-absorbing ceramic tiles, porcelain stoneware, clinker, single and double fired tiles, marble, cotto and mosaic on substrates such as plasters and cement screeds both inside and outside, gypsum and scagliola plaster, radiant screed and substrates waterproofed with Betonfix 300 or Kimicover line products. Not to be used on ferrous structures, bituminous products or flooring subject to chemical attack: in such cases contact our Technical Department.

APPLICATION

	Manual application		wall joints: 4-8 h floor joints: > 24 h ready for traffic 24 h
	Mixing water: 7- 7,25 lt/ 25Kg		
	Max thickness per coat: 1-1,5 cm		

Apply to cement-based substrate cured for at least 28 days. **Aderflex KR** should be applied to solid, well-anchored compact substrates free of dust, grease, wax, old flaking coats of paint, or any other material which could impair the quality of the bond. Treat substrates with a coat of **Kimitech ACR** in case of: gypsum or scagliola plaster/render coats, flaking substrates, when laying at very high ambient temperatures (more than 30°C), and on highly absorbent substrates.

Scrape or sandblast the surface to remove any previous paint or adhesive coats.

When preparing the product, add the amount of clean water shown in the table then mix carefully with a low-rev mechanical stirring device (200-300 RPM) until the mixture is even and smooth.

Let the mixture rest for 5 minutes, then mix again quickly before applying.

Apply the product using a toothed spreader of a proper size being careful to spread a thin, even layer with the smooth side of the spreader first then go back over it with the toothed side.

In external applications and when laying large-format or interlocking tiles, two layers of the product are required, apply to the substrate and to the tile back. The tile should be laid in position when the adhesive is still wet, and never when a surface film has already formed.

Do not apply the product at temperatures below + 2°C or to surfaces in direct sunlight. The area to be treated should be protected from water washout for the first 24 hours. If the

flooring must be put back into use quickly, use **Aderflex RP** adhesive for fast grouting and smoothing. Do not remix by adding water to the product when it has already started to set.

CONSUMPTION

From 3 to 6 kg/m² depending on the substrate and type of tile to be bonded

PACKAGING

Bag 25 Kg.

STORAGE

Protect from humidity. Stored in a dry, sheltered place in these conditions and in unopened containers, **Aderflex KR** remains stable for 12 months.

Characteristics	Value
Appereance	Powder
Colour	white or grey
Mixture durability [h]	6-8 h
Open time (EN 1346) [min]	> 30 mins
Adjustability time [min]	45 mins
Wall grouting	After 4 – 8 h
Floor grouting [h]	> 24 h
Set to light pedestrian traffic [h]	> 24 h
Ready to use	14 days
Hardening (Vicat) [h]	start: 5,5 end: 7,5
pH in water dispersion	12 ± 0,5
Complete hardening [weeks]	3
Toxicity	Non-toxic
Vertical sliding	Absent
Application temperature [°C]	+2 ~ +38 °C
Compressive strenght at 28 days EN 1015-11 (white) [MPa]	> 17
Compressive strenght at 28 days EN 1015-11 (grey) [MPa]	> 18
Flexural strenght at 28 days EN 1015-11 (white) [MPa]	> 8
Flexural strenght at 28 days EN 1015-11 (grey) [MPa]	> 8,5

Datas in compliance to the EN 12004 (CE marking)	Requirements
Open time: tensile adhesion strength after 20 min EN 1348 [MPa]	> 0,5
Open time: tensile adhesion strength after 30 min EN 1348 [MPa]	> 0,5
Initial tensile adhesion strength after 28 days EN 1348 [MPa]	> 1*
tensile adhesion strength UNI EN 1348 [MPa]	> 1
tensile adhesion strength after heat ageing EN 1348 [MPa]	> 1
ensile adhesion strength after freeze/thaw cycles EN 1348 [MPa]	> 1
Vertical movement EN 1308	< 0,5 mm
Transversal deformation EN 12002	> 2,5 mm e < 5mm

*The typical value tested in our Laboratory of Quality Assurance is 2,4 Mpa.

WARNING

Product for professional use.

The use of natural raw materials may result in natural color variations from one production lot to another, this does not affect product technical performances. Do not remix with water any product that has already started to set.

Dust-forming or highly absorbent tiles should be dipped in clean water before laying. Before using, check bags have not been damaged, and do not use the product if there are any lumps.

When laying on old ceramic tile floors, **Aderflex KR** is very slow to harden (at least 3-4 days); if the structure needs to be used again quickly, use **Aderflex RP**.

For further information and advice on safe handling, storage and disposal of chemical products, the user must refer to the most recent Safety Data Sheet, containing physical, ecological, toxicological and other data related to safety. All technical data shown in this Technical Data Sheet are based on laboratory tests. Actual measurement data may vary due to circumstances beyond our control. The information and requirements indicated in this Technical Data Sheet are based on our current knowledge and experience and are to be considered, in any case, purely indicative. They cannot guarantee the final result of the applied product and they have to be confirmed by exhaustive practical applications; therefore the user must test the suitability of the product for the intended application and its purpose. Users must always refer to the latest version of the local technical data sheet related to the product.