

# Limepor PMP

ST11-0221

*Natural hydraulic lime-based for plasters and masonry works (break-fill, pointings). Max granulometry 3 mm.*



## DESCRIPTION

**Limepor PMP** are ready-to-use mortars (also available in a version with fibers added in the dry-mix) designed specifically for plastering and repointing works.

It uses natural, fully recyclable materials; it contains materials heated to low temperatures thereby limiting the emission of CO<sub>2</sub> into the atmosphere and reducing the amount of energy used in production; completely natural and not hazardous for the environment throughout the entire product life cycle.

They are marked as GP CS IV mortars, for internal and external uses, in compliance with the EN 998-1 and as M10 mortar according to the EN 998-2.

## ADVANTAGES

- High breathability and porosity of mortar.
- Ready to use with great ease of installation (both manual and machine).
- To ensure color compatibility with local colored mortars, traditionally used to render plaster and masonry, can be realized in ad hoc colored variants.






## USES

**Limepor PMP** is ideal for use in plasters, to repoint terracotta or exposed stone surfaces, and in break-fill works.

## WORKS

- Internal and external plasters with ready-to-use mortars (**SA48**);
- Masonry renovation in break-fill system works (**SA52**);
- Repointing work of cotto tiled or unplastered stones (**SA72**);

## APPLICATION

	Manual application		Normal curing time: 180 ± 30 mins
	Mechanical device application		Mixing water: 5,3-5,9 lt/ 25Kg
	Max thickness per coat: 20 mm for vertical application		

Mix **Limepor PMP** with potable water, according the consumption shown in the table above.

When using with a mechanical plastering machine, mix in the machine like a normal ready-mixed product.

When applied manually, mix in a cement-mixer max for 5 minutes. We recommend to put 3/4 of the water required in the mixer then gradually add the remaining amount until you get the right consistency.

Mix carefully to form a smooth mixture. No other binders must be added to the mixture during preparation and laying. Do not remix by adding water when the product has already started to set.

**Limepor PMP** must be applied to clean, dust-free surfaces with no detached parts or traces of old paints, grease or any other material that may affect the quality of the bond.

## CONSUMPTION

15 Kg/m<sup>2</sup>/cm

## PACKAGING

Bags 25 Kg.

## STORAGE

Protect from humidity. Store in a dry, sheltered place. Stored in these conditions and in unopened containers, the product remains stable for 12 months.

Characteristics	Value
Appearance	Powder
Standard colours	White with hazel shades;
Binder (EN 459-1)	NHL 3,5 and NHL 5,0
pH in water dispersion	> 11
Application temperatures	+2 - +35 °C
Curing time- start (Ago Vicat) UNI 79274	180 ± 30 mins
Curing time- end(Ago Vicat) UNI 79274	300 ± 30 mins
Maximum inert material size EN 1015-1	3 mm
Apparent volumetric mass of wet mortar UNI EN 1015-6	1940 ± 50 Kg/m <sup>3</sup>
Consistency of fresh mortar EN 1015-3	127 mm
Mechanical compressive strength in 28dd (class CS IV) EN 1015-12	> 6 N/mm <sup>2</sup>
Capillar absorption EN 1015-18	0,16 Kg/m <sup>2</sup> ·min <sup>1/2</sup>

Characteristics	Limit value for GP mortars EN 998-1	Value
Dry bulk EN 1015-10	Declared value	1650 Kg/m <sup>3</sup>
Mechanical compressive strength in 28dd EN 1015-11	CS I (0,4 – 2,5 Mpa) CS II (1,5 – 5 Mpa) CS III (3,5 – 7,5 Mpa) CS IV (≥ 6 Mpa)	CS IV
Adhesion EN 1015-12	Declared value	> 0,6 N/mm <sup>2</sup> - FP: B
Capillar water absorption EN 1015-18	Declared value	W2
Water vapour permeability coefficient EN 1015-19	Declared value	μ < 18
Thermal conductivity average values λ <sub>10, dry, mat</sub> EN 1745	Average value as per table (P = 50%)	0,62 W/m*K
Reaction class to fire EN 13501 - 1	Declared value	A1
Durability	Declared value	NPD
Hazardous substances	Declared value	See SDS

Characteristics	EN 998-2 limits	Value
Chlorides content [%] EN 1015-17	Declared value	≤ 0,1
Compressive strength in 28 dd EN 1015-11 [MPa]		> 10
Initial shear resistance [MPa] with masonry elements in compliance with EN 771		0,15 [Table]
Capillar water absorption EN 1015-18		0,16

Water vapour permeability EN 1745	15/35 [Table]
Reaction to fire class	A1
Hazardous substances	See the SDS

## VERSIONS

In order to ensure the colour compatibility with local coloured mortars, traditionally used for plasters and the first rough coat, it can be produced in different customisable versions.



It is possible to make cocciopesto plasters by mixing Limepor PMP mortar with a percentage not exceeding 3% of ground terracotta having a grain size of 0-3 mm.

For further info please contact our Technical Dpt ([international@kimia.it](mailto:international@kimia.it)).

## WARNING

Product for professional use.

Only use enough water to obtain the right mix. before using, check bags have not been damaged, and do not use the product if there are any lumps.

Use the entire contents once the bag has been opened.

Do not apply **Limepor PMP** to flaking, loose surfaces: in this case consult our Technical Support Service.

Always perform an application test before proceeding with full application. When applied manually with a trowel, the product must never be mixed with a mechanical stirring device and agitator, but always with a cement mixer (in this case do not mix the product for too long, as this might alter its mechanical characteristics and make it liable to subsequent cracking and peeling), leaving the mortar to rest for a few minutes after mixing and before applying it.

It is not recommended that the traditional skimming level method be used, but it is better to use wooden or plastic levels that are removed during the final phase of application. If it is necessary to lay thick layers of plaster, it is recommended that this be done in successive coats of maximum 2 cm, each one applied after the previous layer has dried, so as to avoid applying excessively thick layers of

fresh plaster that might slip during setting, or differences in drying time between the surface and the internal mass that might result in the formation of micro-cracks and a decreased adhesion of the macroporous plaster to the substrate.

If the product is used on exposed surfaces (pointing or plastering without a levelling coat), always use material from the same production batch (the use of natural colouring earths may mean that the colour varies slightly from one batch to the next) and arrange so that it can be applied in a continuous manner or, if this is not possible, room by room or area by area to areas that are defined by clean cuts such as string courses, corners, etc.

If subsequent levelling is to be carried out, this must only be done when the plaster is completely cured (minimum 3 weeks), so as to seal any shrinkage cracks that may have formed, particularly in the case of thick layers of plaster.

In the case of thick layers and uneven or weak substrates it is recommended that **Kimitech 350** mesh be inserted in the finish.

Do not apply at temperatures under +2 °C or above +35 °C, to surfaces in direct sunlight, when it is about to rain, or on windy or misty days.

The manufacturer shall not be liable for any damage to the equipment resulting from an improper use of the material.

For further information and advice on safe handling, storage and disposal of chemical products, the user must refer to the most recent Safety Data Sheet, containing physical, ecological, toxicological and other data related to safety. All technical data shown in this Technical Data Sheet are based on laboratory tests. Actual measurement data may vary due to circumstances beyond our control. The information and requirements indicated in this Technical Data Sheet are based on our current knowledge and experience and are to be considered, in any case, purely indicative. They cannot guarantee the final result of the applied product and they have to be confirmed by exhaustive practical applications; therefore the user must test the suitability of the product for the intended application and its purpose. Users must always refer to the latest version of the local technical data sheet related to the product.

## TECHNICAL SPECIFICATIONS

**SK48** - Internal and external plasters with ready-to-use mortars

**SK52** -Renovation of masonry with break-fill system

**SK72** -Repointing work of cotto tiled or unplastered stones

(**SK48**) Cleaning of the surfaces to be treated, removing dust, detached parts, old plasters, old varnishing and any substance that can affect the adhesion of the new product. Wet the cleaned surface until SSD conditions are achieved. Apply plastering mortar Limepor PMP by Kimia S.p.A. or similar product (respecting consumption of 15 Kg/m<sup>2</sup>/cm).

(**SK52**) Start with shoring both the surfaces of the wall to be renovate. Remove the damaged portions of the wall, including stone or brick elements and mortar. Reconstruction of removed parts using stone or brick elements and mortar to be mixed on site. All the new elements will be put under load by using wood wedges. The mortar used will be Limepor PMP by Kimia S.p.A. or a similar product. Once the curing time of the mortar ended it is possible to remove the above-mentioned wedges and fill the correlated space with stone or bricks elements properly shaped.

(**SK72**) Removal of detached mortar parts from joint, cleaning from dust and any substances that can affect the adhesion on the existing support. Apply by hand the required thickness of mortar Limepor PMP by Kimia S.p.A. or similar product.

The ready-to-use mortar for plasters and masonry works, available in different chromatic versions, made out of NHL (CE marked according to EN 459), with a low water-soluble salts content and very compatible with material used in ancient masonry structures, will be prepared strictly following information included in TDS issued by the Producer. In particular:

- Granulometry EN 1015-1 (size 3,00mm): 100 %;
- Fresh mortar consistency EN 1015-3: 127 mm;
- Compressive resistance at 28 days (CS IV) EN 1015-12: > 6 N/mm<sup>2</sup>;
- Capillar absorption EN 1015-18: 0,16 kg/m<sup>2</sup>·min<sup>1/2</sup>;
- Coefficient of vapour permeability EN 1015-19:  $\mu < 18$ ;
- Fire reaction EN 13501-1: A1.

The following certifications will be available for the above-mentioned product: radon gamma rays; radon gamma measures; declaration of conformity to the correlated CE marking. The product will be CE marked according EN 459 009/CPD/A46/0003.