

Limepor MT

ST16-0221

*Natural hydraulic lime based mortar
for plasters and masonry works (break-fill and filling joints).
Max granulometry 3 mm.*



DESCRIPTION

Limepor MT is a ready-to-use mortar containing natural hydraulic lime NHL and inert with a maximum granulometry of 3 mm. It is suitable for plasters/renders, break-fill work, building and pointing of brick or stone facades.

In contact with water, the hydraulic lime reacts to form hydrated products that are extremely insoluble and very stable in terms of the chemical base. CE marked as mortar for internal and external GP CS III in compliance with the EN 998-1 and as M5 mortar according to the EN 998-2.

ADVANTAGES

- Excellent colour result.
- Low of water-soluble salt content.
- Chemically and physically compatible with the elements used in historic masonry.





USES

Limepor MT is suitable for break-fill work, for plastering/rendering and pointing of terracotta facades or exposed stone surfaces (for facades with stucco works smaller than 1 cm use our fine mortar Limepor MT/F).

WORKS

- External and internal plasters with ready-to-use mortar (**SA48**).
- Masonry renovation with break-fill works (**SA52**).
- Repointing works of cotto tiled or stone-exposed surfaces using ready-to-use mortar (**SA72**).

APPLICATION

	Manual application		Workability time of fresh mortar: 60 ± 20 mins
	Mechanical device application		Mixing water: 4 – 4,5 lt/ 25Kg

Limepor MT must be mixed with drinking water (see the table). We recommend you put 3/4 of the water required in the mixer then gradually add the remaining amount until you get the right consistency. Mix carefully to form a smooth mixture. No other binders must ever be added to the mixture during preparation and laying. Apply with normal manual or mechanical tools. Do not remix by adding water to the product when it has already started to set. Limepor MT must be applied to clean, dust-free surfaces with no loose parts or traces of paint, grease or any other material that may impair the quality of the bond.

CONSUMPTION

16 Kg/m²/cm.

PACKAGING

Multilayer paper bags 25 Kg.
Pallet 60x25 – 1500 Kg.

STORAGE

Protect from humidity. Store in a dry, sheltered place. Stored in these conditions and in unopened containers, the product remains stable for 12 month

Characteristics	Value
Appearance	Powder
Colour	Hazel-beige
Binder (EN 459-1)	NHL 3,5 and NHL 5,0
pH in water dispersion	11,5 - 12,5
Application temperature	+2 - +35 °C
Maximum inert material size EN 1015-1	3 mm
Workability time of fresh mortar EN 1015-9	60 ± 20 mins
Compressive strength EN 1015-11	in 7 dd > 2,7 Mpa in 28 dd > 5 MPa
Flexural strength EN 1015-11	in 7 dd > 0,9 Mpa in 28 dd > > 1,2 MPa

Characteristics	Limit value for GP mortars according EN 998-1	Value
Dry bulk density EN 1015-10	Declared value	1850 Kg/m ³
Mechanical strength in compression in 28dd EN 1015-11	CS I (0,4 – 2,5 Mpa) CS II (1,5 – 5 Mpa) CS III (3,5 – 7,5 Mpa) CS IV (≥ 6 Mpa)	CS III
Adhesion EN 1015-12	Declared value	> 0,6 N/mm ² - FP: B
Capillar water absorption EN 1015-18	Declared value	W0
Coefficient of permeability of water vapour EN 1015-19	Declared value	μ ≤ 15
Thermal conductivity I _{10, dry, mat} Values EN 1745	Average value as per table (P = 50%)	0,90 W/m*K
Reaction to fire EN 13501 - 1	Declared value	A1
Durability	Declared value	NPD
Hazardous substances	Declared value	See SDS

Characteristics	EN 998-2 limits	Value
Chlorides content [%] EN 1015-17	Declared value	≤ 0,1
Compressive strength in 28 dd EN 1015-11 [MPa]		> 5
Initial shear resistance [MPa] with masonry elements in compliance with EN 771		0,15 [Table]
Capillar water absorption EN 1015-18		0,16
Water vapour permeability EN 1745		15/35 [Table]
Reaction to fire class		A1
Hazardous substances		See the SDS

WARNING

Product for professional use.

The use of natural raw materials may result in natural color variations from one production lot to another.

If the product is not covered, use only material from the same batch of production and organize the installation in continuity or, if this is not possible, apply the product for environments with cuts in correspondence with string courses, edges, etc.. Only use enough water to obtain the right mix.

Before using, check bags have not been damaged, and do not use the product if there are any lumps.

Use the entire contents once the bag has been opened.

Do not apply **Limepor MT** to surfaces with loose, flaky parts: contact our technical support service for assistance.

Do not apply at temperatures under +2 °C or above +35 °C, to surfaces in direct sunlight, when it is about to rain, or on windy or misty days.

The manufacturer shall not be liable for any damage to the equipment resulting from an improper use of the material.

For further information and advice on safe handling, storage and disposal of chemical products, the user must refer to the most recent Safety Data Sheet, containing physical, ecological, toxicological and other data related to safety. All technical data shown in this Technical Data Sheet are based on laboratory tests. Actual measurement data may vary due to circumstances beyond our control.

The information and requirements indicated in this Technical Data Sheet are based on our current knowledge and experience and are to be considered, in any case, purely indicative. They cannot guarantee the final result of the applied product and they have to be confirmed by exhaustive practical applications; therefore the user must test the suitability of the product for the intended application and its purpose. Users must always refer to the latest version of the local technical data sheet related to the prod

TECHNICAL SPECIFICATIONS

SK48 - External and internal plasters with ready-to-use mortar

SK52 -Masonry renovation with break-fill works

SK72 - Repointing works of cotto tiled or stone-exposed surfaces using ready-to-use mortar

(**SK48**) Cleaning of the surfaces to be treated, removing dust, detached parts, old plasters, old varnishing and any substance that can affect the adhesion of the new product. Wet the cleaned surface until SSD conditions are achieved. Apply, by hand or machine (respecting a consumption of 17 kg/m²/cm) the ready-to-use mortar Limepor MT by Kimia S.p.A. or a similar product.

(**SK52**) Start with shoring both the surfaces of the wall to be renovate. Remove the damaged portions of the wall, including stone or brick elements and mortar. Reconstruction of removed parts using stone or brick elements and mortar to be mixed on site. All the new elements will be put under load by using wood wedges. For operations above mentioned the mortar Limepor MT by Kimia S.p.A. or a similar product will be used. The consumption will be 17 kg/m²/cm. Once the curing time of the mortar ended it is possible to remove the above-mentioned wedges and fill the correlated space with stone or bricks elements properly shaped.

(**SK72**) Removal of detached mortar parts from joint, cleaning from dust and any substances that can affect the adhesion on the existing support. Apply by hand the required thickness of mortar Limepor MT by Kimia S.p.A. or similar product.

The ready-to-use mortar, with hazel-beige colour, made out of NHL (CE marked according EN 459) with a low water-soluble salt content and very compatible with old materials used in existing masonry structures, will be prepared strictly following information included in TDS issued by the Producer: In particular:

- Maximum inert material size EN 1015-1: 3 mm;
- Dry bulk density EN 1015-10: 1850 Kg/m³
- Workability time of fresh mortar EN 1015-9: 60 ± 20 mins
- Compressive strength in 7 dd EN 1015-11: > 2,7 MPa;
- Compressive strength in 28 dd EN 1015-11: > 5,0 MPa;
- Flexural strength in 7 dd EN 1015-11: > 0,9 MPa;
- Flexural strength in 28 dd EN 1015-11 : > 1,2 MPa.

The binder used in the product will be CE marked according EN 459 009/CPD/A46/0003.

The product will be CE marked for internal and external plasters as mortar GP CS III according to the EN 998-1 and as M5 mortar according to the EN 998-2.